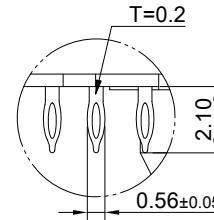
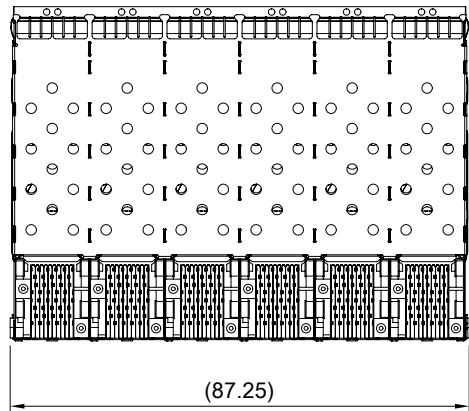
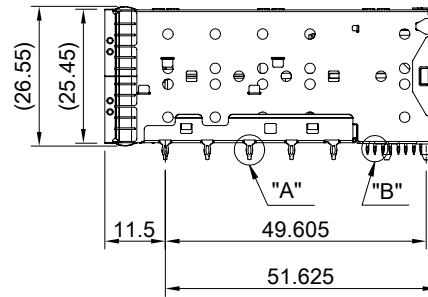
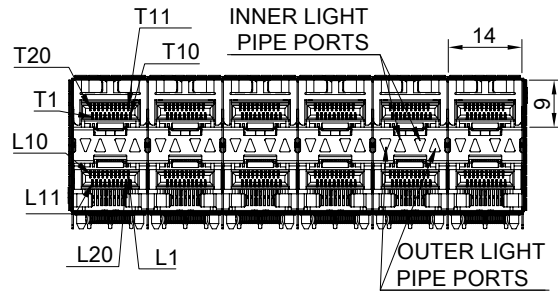
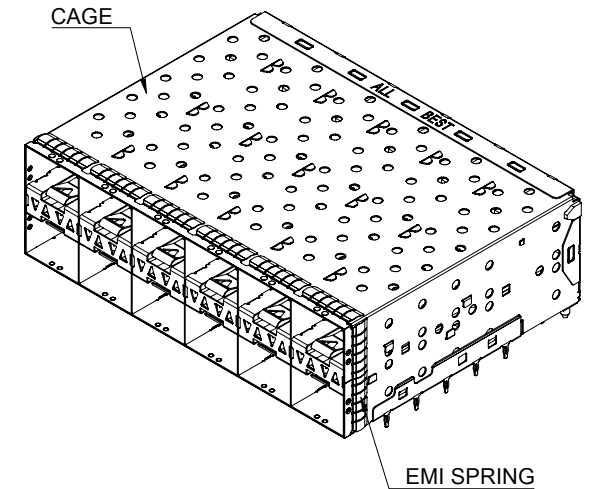


DETAIL A
SCALE 6:1



DETAIL B
SCALE 6:1



MATERIAL
CAGE: NICKEL SILVER
CONNECTOR: LCP 94V-0
COPPER ALLOY
EMI SPRING: STAINLESS STEEL
LIGHT PIPE: PC (CLEAR)

FINISH
CONTACT: 15μ" MIN. GOLD ON MATING END;
30μ" MIN. MATTE TIN ON TERMINATION END;
ALL UNDERPLATED 50μ" MIN. NICKEL

ELECTRICAL CHARACTERISTICS
CONTACT CURRENT RATING: 0.5 AMPERE
VOLTAGE RATING: 30 VAC
CONTACT RESISTANCE: 80 mΩ MAX.
DIELECTRIC WITHSTANDING VOLTAGE: 300VAC



ALL BEST
ELECTRONICS
CO., LTD.

THIS PRINT IS
PRELIMINARY
UNQUALIFIED PRODUCT
CONTACT PRODUCT ENGINEERING
BEFORE USING THIS PRINT

TITLE: Stacked SFP+ 2X6 ASS'Y w/ Internal Thermal Solution & Light Pipe

DWG#: R-OP-008240-7P-F-N2-62

SHEET: 1/3
REV. REF

UNIT: mm
SCALE: A4 2:3
FINISH:

CHECKED:

THIRD ANGLE PROJECTION

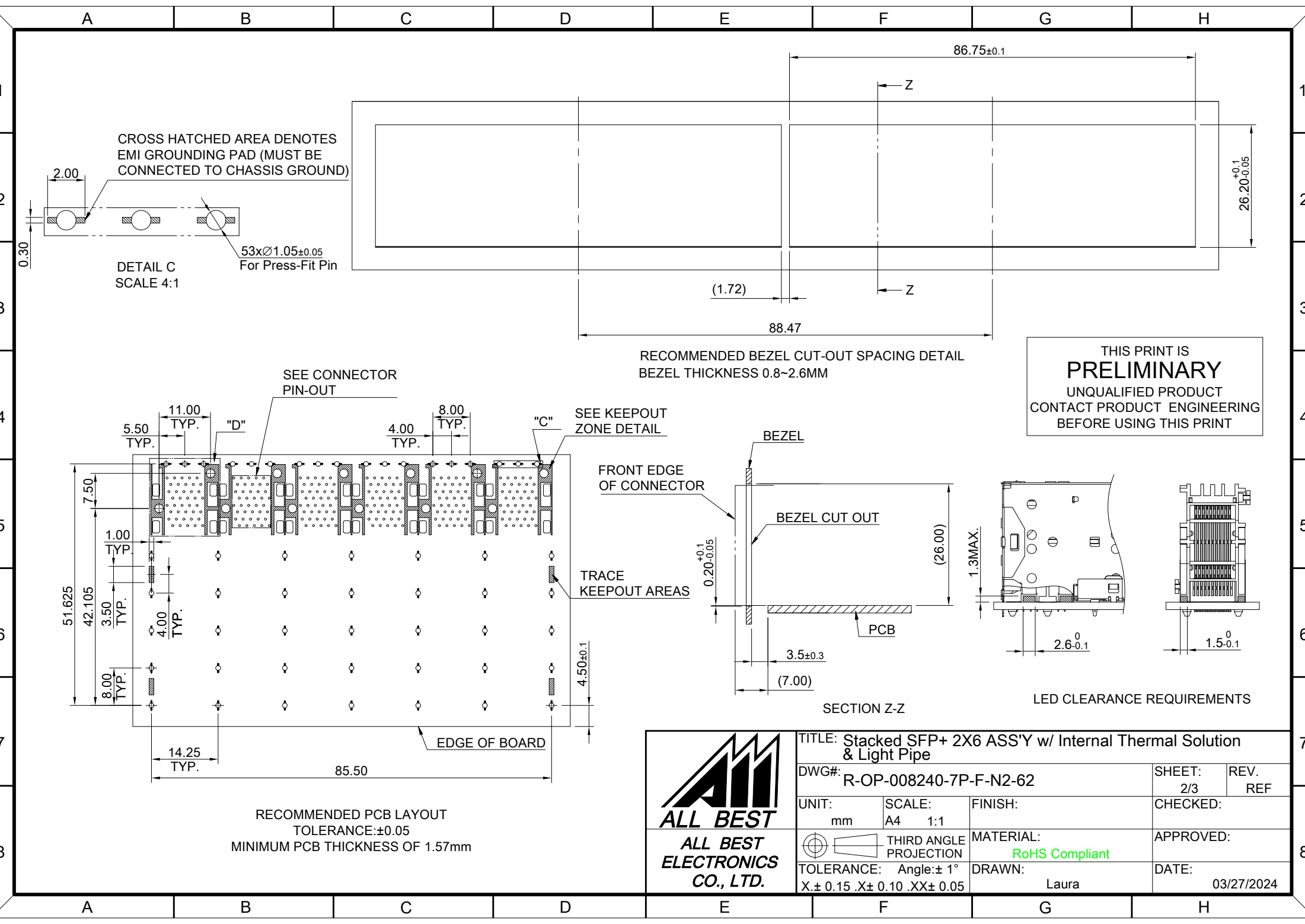
MATERIAL: RoHS Compliant

APPROVED:

TOLERANCE: Angle: ± 1°
X.± 0.25 .X± 0.20 .XX± 0.15

DRAWN: Laura

DATE: 03/27/2024



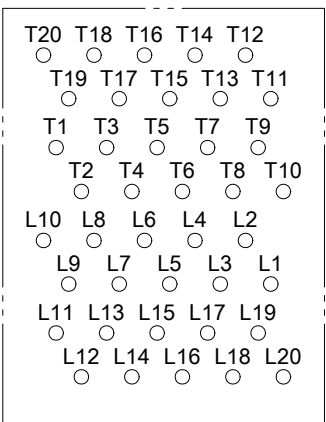
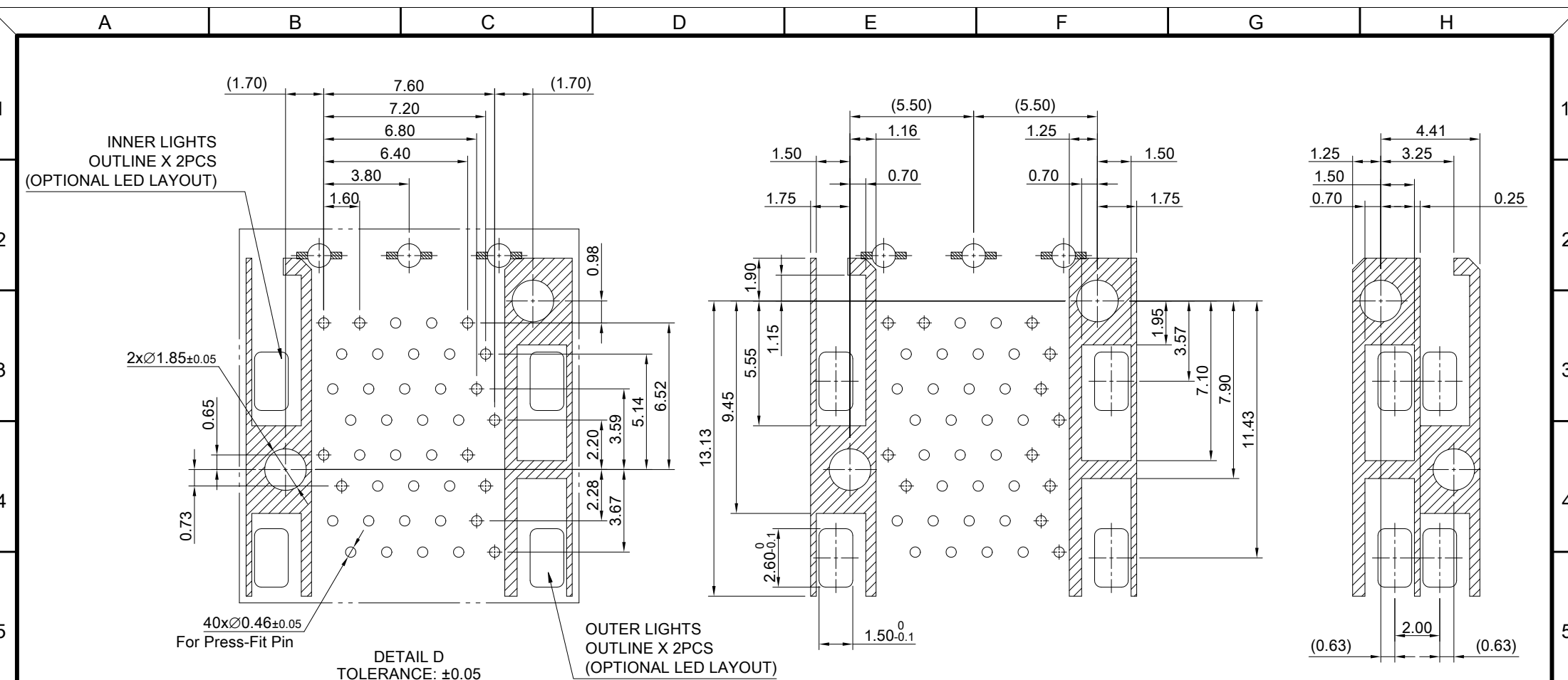
THIS PRINT IS
PRELIMINARY
 UNQUALIFIED PRODUCT
 CONTACT PRODUCT ENGINEERING
 BEFORE USING THIS PRINT

RECOMMENDED BEZEL CUT-OUT SPACING DETAIL
 BEZEL THICKNESS 0.8~2.6MM



LED CLEARANCE REQUIREMENTS

RECOMMENDED PCB LAYOUT
 TOLERANCE: ±0.05
 MINIMUM PCB THICKNESS OF 1.57mm

| | | | | | | |
|--|--|----------------------|---------------------------------|---------------------|-------------------------|--|
| <p>ALL BEST ELECTRONICS CO., LTD.</p> | TITLE: Stacked SFP+ 2X6 ASS'Y w/ Internal Thermal Solution & Light Pipe | | SHEET: 2/3 | | REV.: REF | |
| | DWG#: R-OP-008240-7P-F-N2-62 | | CHECKED: | | APPROVED: | |
| | UNIT: mm | SCALE: A4 1:1 | FINISH: | | DATE: 03/27/2024 | |
| | TOLERANCE: Angle: ± 1° X ± 0.15 .X ± 0.10 .XX ± 0.05 | | MATERIAL: RoHS Compliant | DRAWN: Laura | | |



THIS PRINT IS
PRELIMINARY
 UNQUALIFIED PRODUCT
 CONTACT PRODUCT ENGINEERING
 BEFORE USING THIS PRINT

| | | | | | |
|--|--|---------------------------------|---------------------|-------------------------|-----------------|
|  ALL BEST ELECTRONICS CO., LTD. | TITLE: Stacked SFP+ 2X6 ASS'Y w/ Internal Thermal Solution & Light Pipe | | SHEET: 3/3 | | REV. REF |
| | DWG#: R-OP-008240-7P-F-N2-62 | | | CHECKED: | |
| UNIT: mm | SCALE: A4 4:1 | FINISH: | | APPROVED: | |
|  THIRD ANGLE PROJECTION | | MATERIAL: RoHS Compliant | | DATE: 03/27/2024 | |
| TOLERANCE: Angle: ± 1° X ± 0.15 .X ± 0.10 .XX ± 0.05 | | | DRAWN: Laura | | |