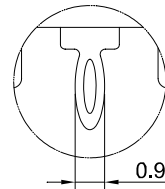
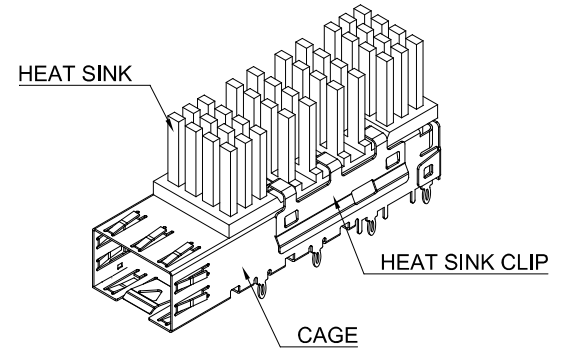
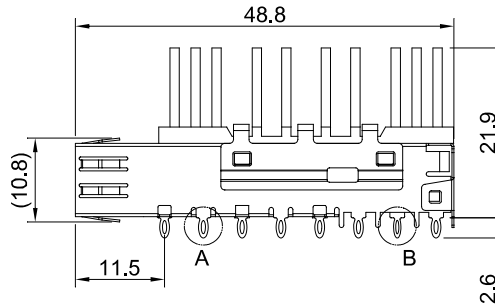


DETAIL A
SCALE 4:1




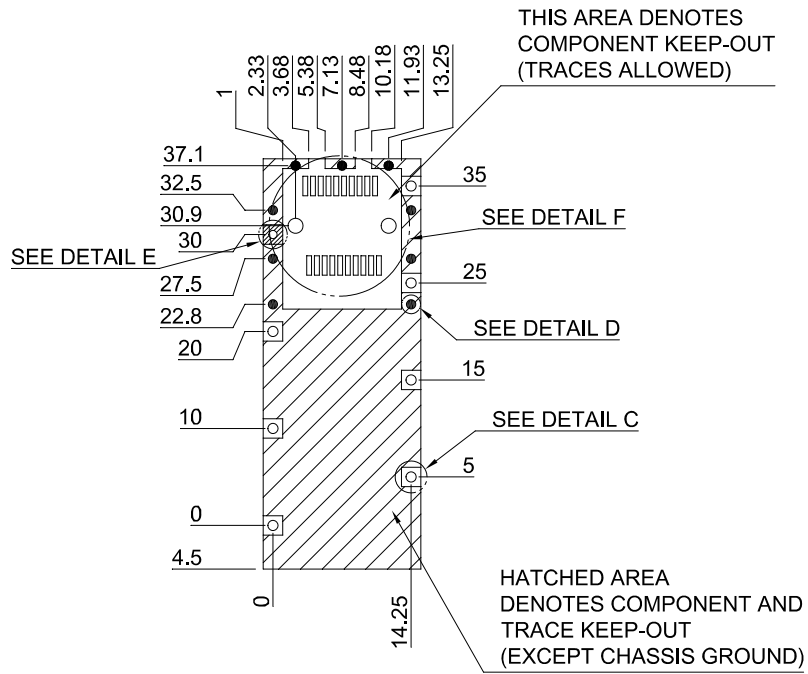
DETAIL B
SCALE 4:1



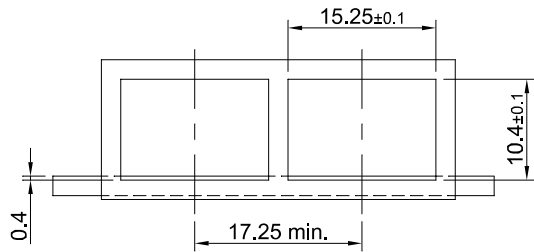
MATERIAL
 CAGE: NICKEL SILVER
 HEAT SINK: ALUMINUM
 HEAT SINK CLIP: STAINLESS STEEL

FINISH
 HEAT SINK: ANODE PROCESS

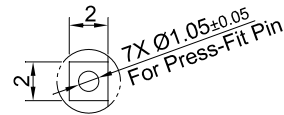
 ALL BEST ALL BEST ELECTRONICS CO., LTD.	TITLE: SFP+ Cage One-Piece Press Fit Pins w/ NET Heat Sink			SHEET: 1/2		REV. B	
	DWG#: R-SH-008020-6-K-01			CHECKED: Gary Kang		APPROVED: George Yang	
	UNIT: mm	SCALE: A4 1:1	FINISH:	MATERIAL: RoHS Compliant		DATE: 01/27/2016	
	TOLERANCE: X± 0.25 .X± 0.20 .XX± 0.15		THIRD ANGLE PROJECTION	DRAWN: Ting			



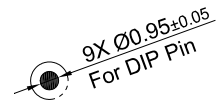
RECOMMENDED PCB LAYOUT
TOLERANCE: ± 0.05



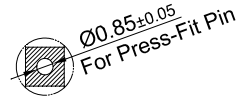
RECOMMENDED BEZEL CUT-OUT



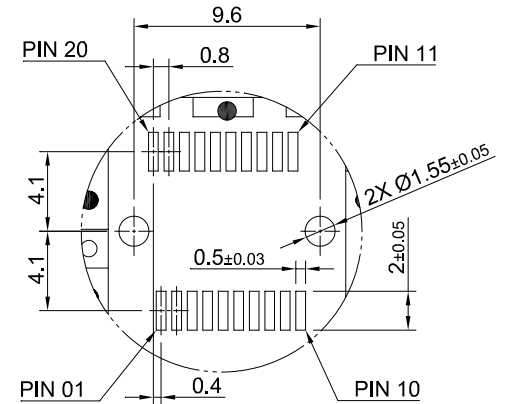
DETAIL C
SCALE 2:1



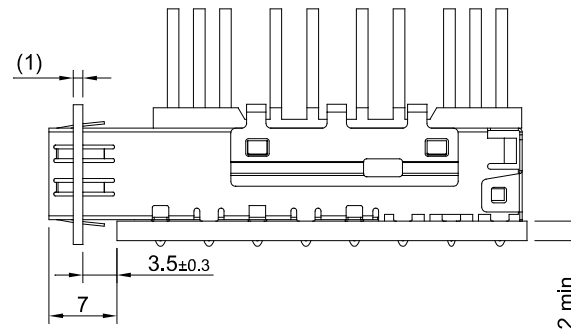
DETAIL D
SCALE 2:1



DETAIL E
SCALE 2:1



DETAIL F
SCALE 2:1



	TITLE: SFP+ Cage One-Piece Press Fit Pins w/ NET Heat Sink			SHEET: 2/2		REV. B	
	DWG#: R-SH-008020-6-K-01			CHECKED: Gary Kang		APPROVED: George Yang	
	UNIT: mm	SCALE: A4 5:4	FINISH:	MATERIAL: RoHS Compliant		DATE: 01/27/2016	
	TOLERANCE: Angle: $\pm 1^\circ$ X: ± 0.15 .X: ± 0.10 .XX: ± 0.05		THIRD ANGLE PROJECTION	DRAWN: Ting			