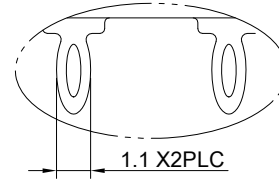
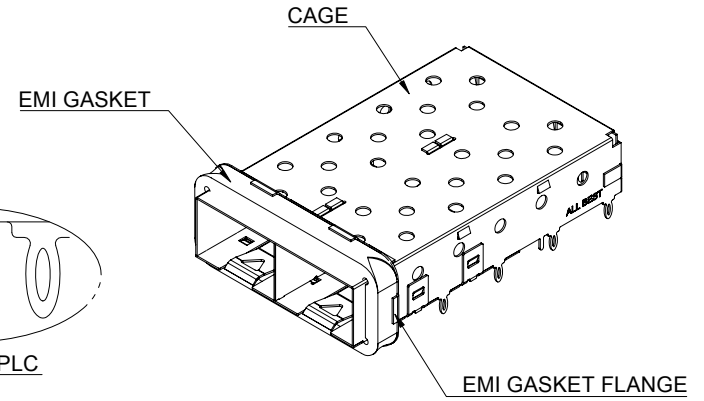


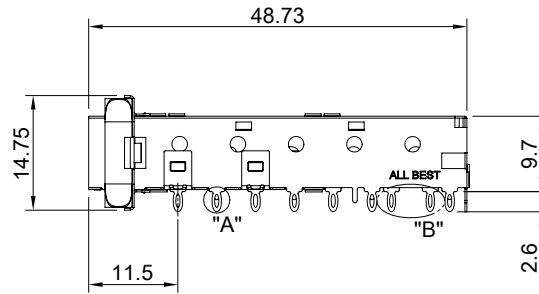
DETAIL A
SCALE 4:1



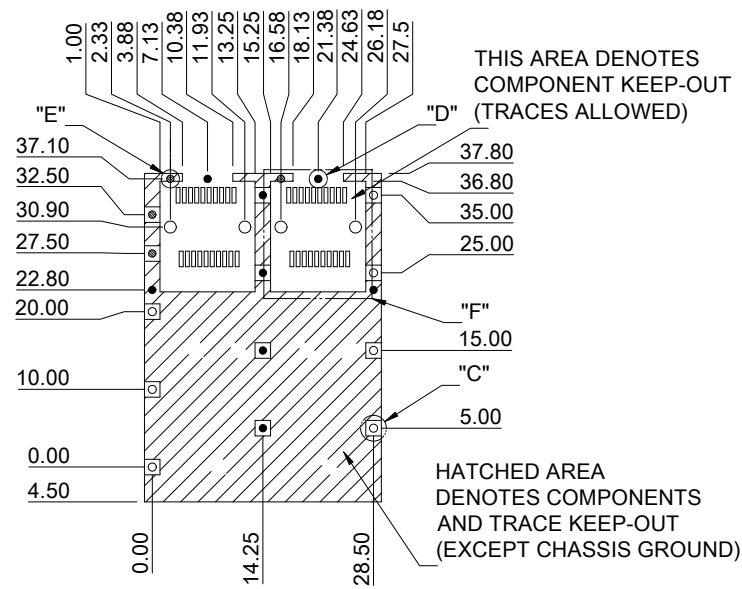
DETAIL B
SCALE 4:1



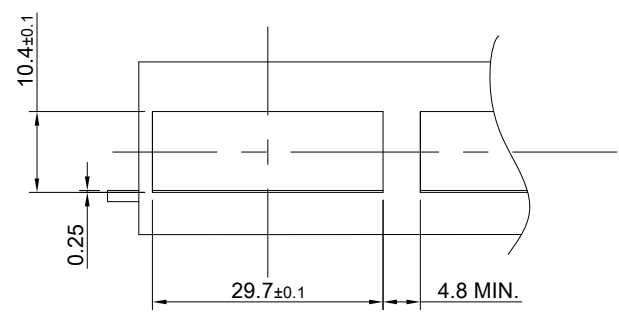
MATERIAL
 CAGE: NICKEL SILVER
 EMI GASKET FLANGE: NICKEL SILVER
 EMI GASKET: CONDUCTIVE ELASTOMER



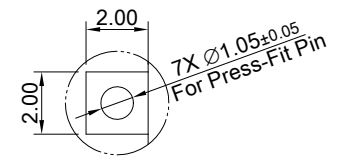
	TITLE: SFP+ EMI Shielded 1X2 Cage Assembly W/ Elastic Gasket W/O Retention Fit			SHEET: 1/2		REV. C	
	DWG#: R-SH-008040-6-F-09			CHECKED: Gary Kang		APPROVED: George Yang	
	UNIT: mm	SCALE: A4 1:1	FINISH:	MATERIAL: RoHS Compliant		DATE: 08/05/2020	
	TOLERANCE: X± 0.25 .X± 0.20 .XX± 0.15		THIRD ANGLE PROJECTION	DRAWN: Jun			



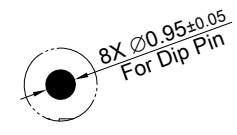
RECOMMENDED PCB LAYOUT
TOLERANCE: ± 0.05



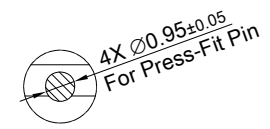
RECOMMENDED BEZEL CUT-OUT



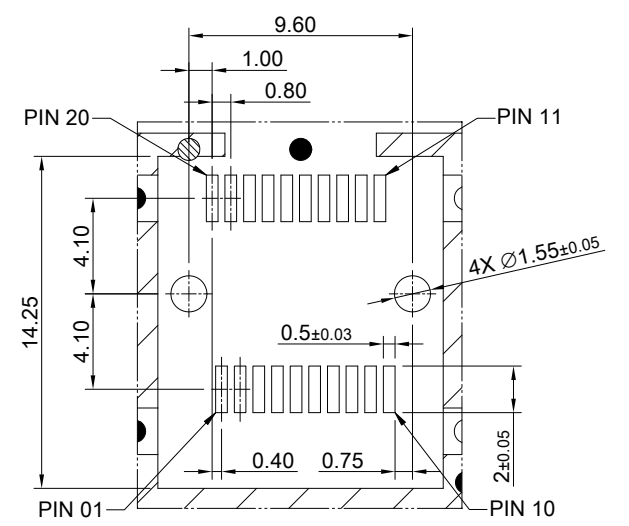
DETAIL C
SCALE 4:1



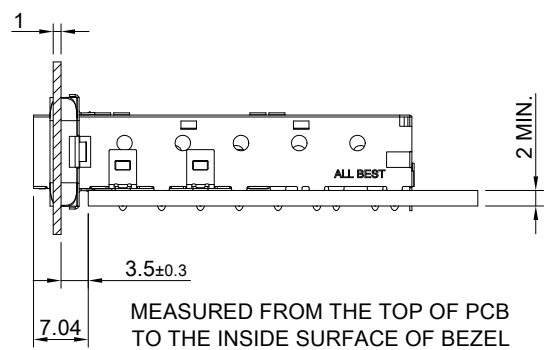
DETAIL D
SCALE 4:1



DETAIL E
SCALE 4:1



DETAIL F
SCALE 3:1



MEASURED FROM THE TOP OF PCB
TO THE INSIDE SURFACE OF BEZEL

	TITLE: SFP+ EMI Shielded 1X2 Cage Assembly W/ Elastic Gasket W/O Retention Fit		SHEET: 2/2		REV. C
	DWG#: R-SH-008040-6-F-09		CHECKED: Gary Kang		APPROVED: George Yang
	UNIT: mm	SCALE: A4 1:1	FINISH:	DATE: 08/05/2020	
	TOLERANCE: X \pm 0.15 .X \pm 0.10 .XX \pm 0.05		THIRD ANGLE PROJECTION	MATERIAL: RoHS Compliant	DRAWN: Jun