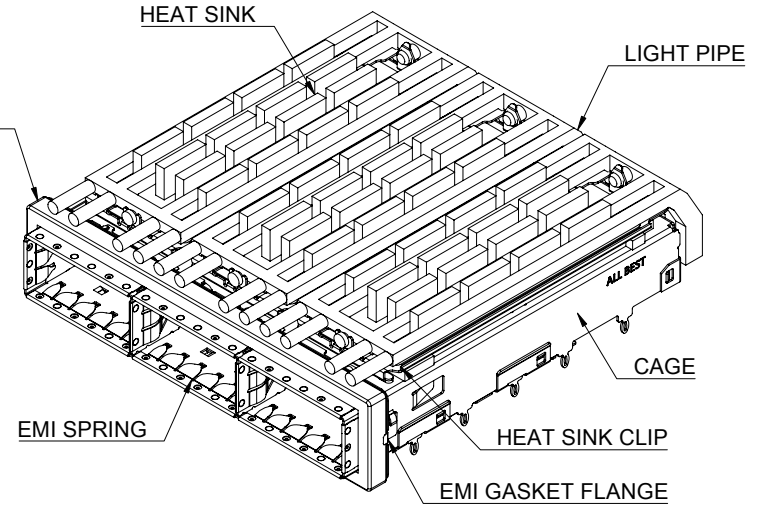
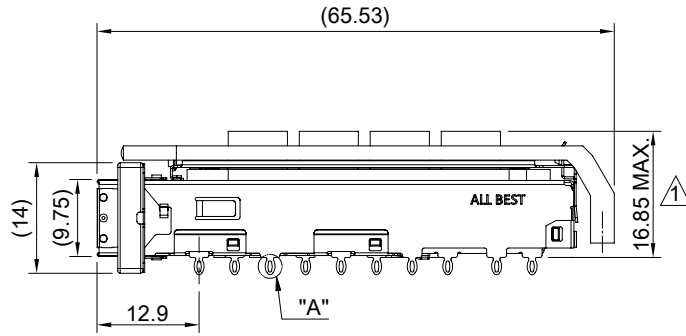
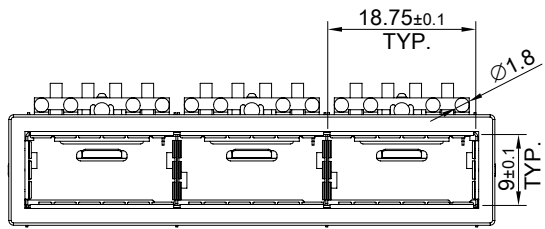


DETAIL A
SCALE 4:1



- MATERIAL**
 CAGE: NICKEL SILVER
 EMI SPRING: STAINLESS STEEL
 EMI GASKET FLANGE: STAINLESS STEEL
 EMI GASKET: CONDUCTIVE ELASTOMER
 HEAT SINK: ALUMINUM
 HEAT SINK CLIP: STAINLESS STEEL
 LIGHT PIPE: PC

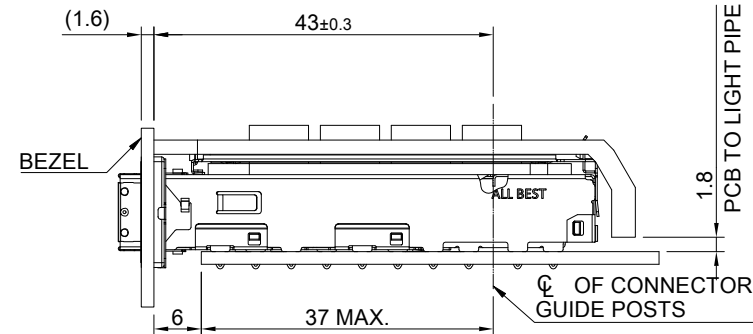
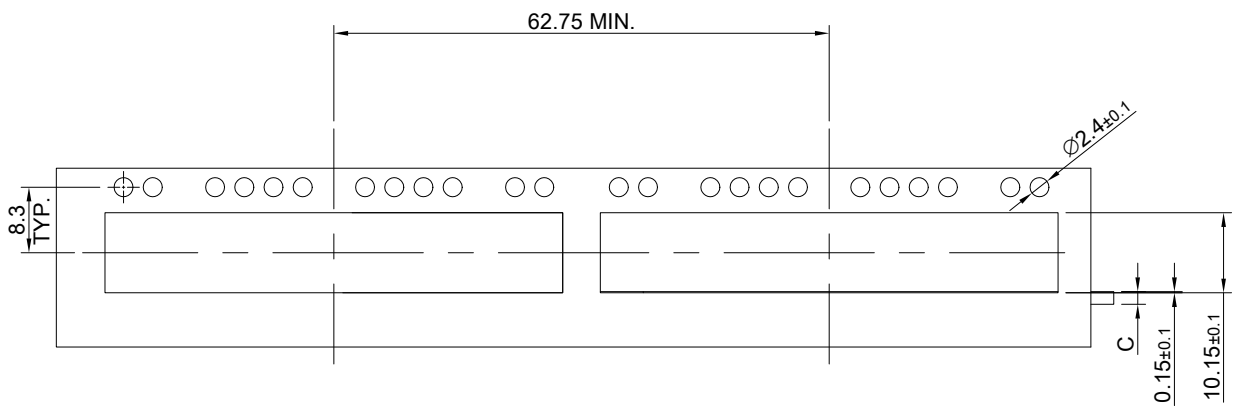
- FINISH**
 HEAT SINK: ANODE PROCESS

NOTE
 ⚠ DIMENSION APPLIES WITH MODULE INSERTED IN CAGE

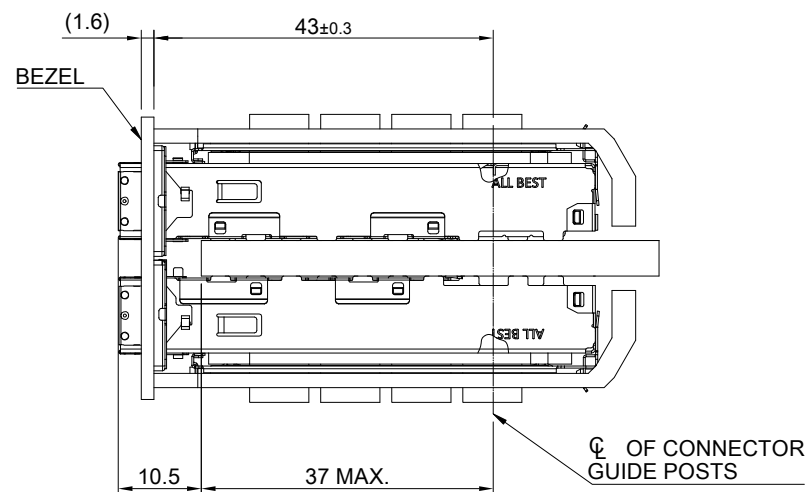
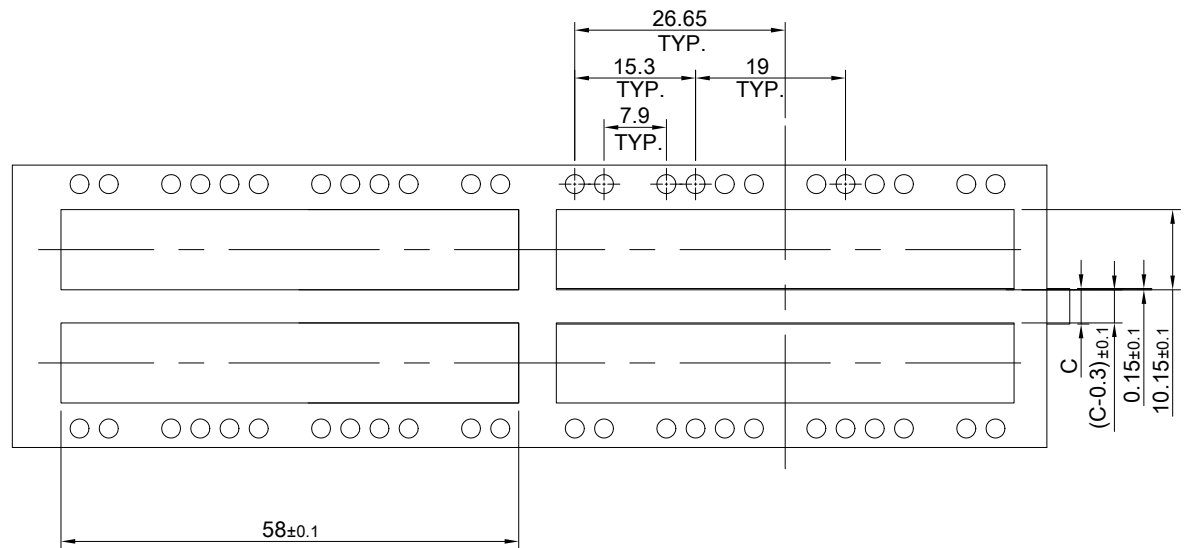
THIS PRINT IS
PRELIMINARY
 UNQUALIFIED PRODUCT
 CONTACT PRODUCT ENGINEERING
 BEFORE USING THIS PRINT



TITLE: QSFP56 1X3 Cage Assembly w/ Light Pipe & Heat Sink			SHEET: 1/4	REV. REF
DWG#: R-OR-DZQ3-4CGEH-MK			CHECKED:	
UNIT: mm	SCALE: A4 1:1	FINISH:		APPROVED:
TOLERANCE: Angle: ± 1° X: ± 0.25 .X: ± 0.20 .XX: ± 0.15		MATERIAL: RoHS Compliant		DATE: 3/14/2024
THIRD ANGLE PROJECTION		DRAWN: Pohsiung		



SINGLE-SIDE CONFIGURATION



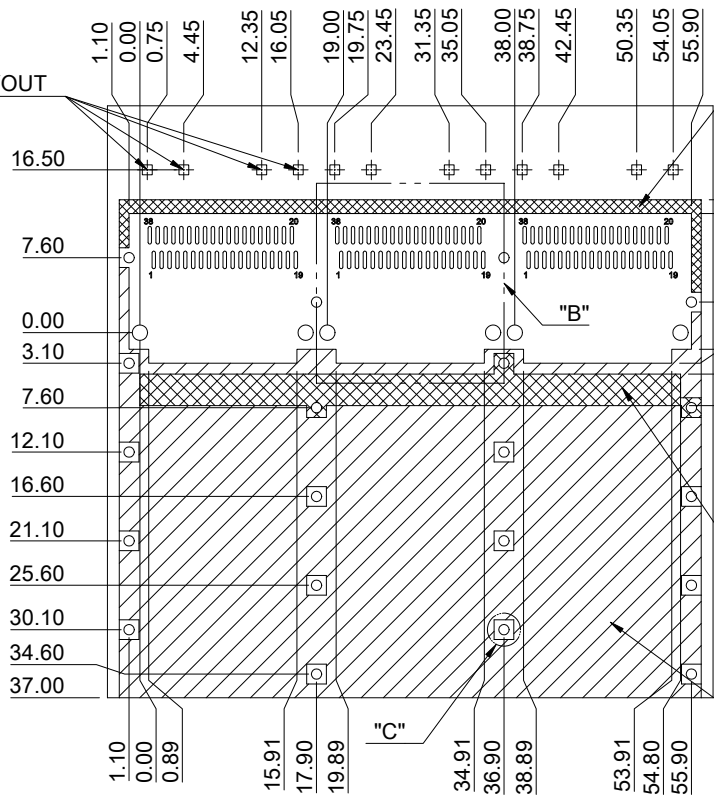
BELLY TO BELLY CONFIGURATION

C = THICKNESS OF PC BOARD
 SINGLE-SIDE = 1.6MM (MIN.)
 BELLY TO BELLY = 4.5MM (MIN.)

THIS PRINT IS
PRELIMINARY
 UNQUALIFIED PRODUCT
 CONTACT PRODUCT ENGINEERING
 BEFORE USING THIS PRINT

	TITLE: QSFP56 1X3 Cage Assembly w/ Light Pipe & Heat Sink		SHEET: 2/4	REV. REF
	DWG#: R-OR-DZQ3-4CGEH-MK		CHECKED:	APPROVED:
UNIT: mm	SCALE: A4 1:1	FINISH:	DATE: 3/14/2024	
THIRD ANGLE PROJECTION TOLERANCE: Angle: ± 1° X ± 0.15 .X ± 0.10 .XX ± 0.05		MATERIAL: RoHS Compliant	DRAWN: Pohsiung	

QUAD LIGHT PIPE LED LAYOUT

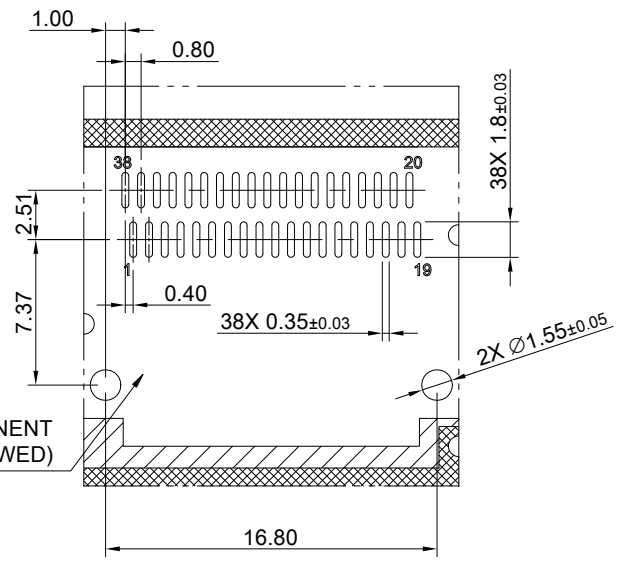


CROSS HATCHED AREA DENOTES WHERE SURFACE TRACES ARE PERMITTED

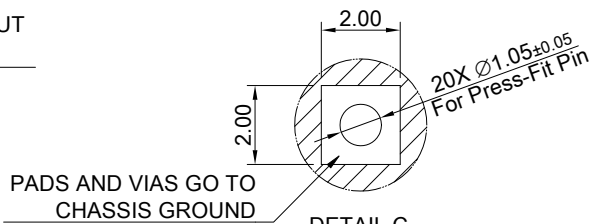
AREA DENOTES COMPONENT KEEP-OUT (TRACES ALLOWED)

CROSS HATCHED AREA DENOTES EMI GROUNDING PAD (MUST BE CONNECTED TO CHASSIS GROUND)

HATCHED AREA DENOTES COMPONENT AND TRACE KEEP-OUT (EXCEPT CHASSIS GROUND)



DETAIL B SCALE 2:1



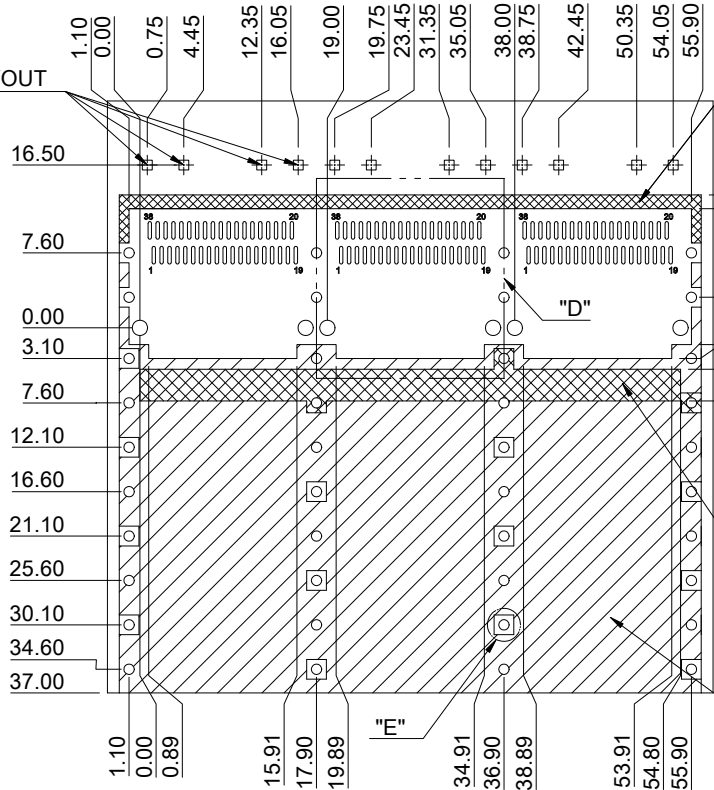
DETAIL C SCALE 4:1

PCB LAYOUT FOR SINGLE-SIDE CONFIGURATION
TOLERANCE: ±0.05
MINIMUM PCB THICKNESS OF 1.6 MM

THIS PRINT IS
PRELIMINARY
UNQUALIFIED PRODUCT
CONTACT PRODUCT ENGINEERING
BEFORE USING THIS PRINT

		TITLE: QSFP56 1X3 Cage Assembly w/ Light Pipe & Heat Sink	
		DWG#: R-OR-DZQ3-4CGEH-MK	
UNIT: mm	SCALE: A4 5:4	FINISH:	SHEET: 3/4
TOLERANCE: Angle: ± 1° X.± 0.15 .X± 0.10 .XX± 0.05		MATERIAL: RoHS Compliant	REV. REF
THIRD ANGLE PROJECTION		DRAWN: Pohsiung	CHECKED:
		APPROVED:	DATE: 3/14/2024

QUAD LIGHT PIPE LED LAYOUT

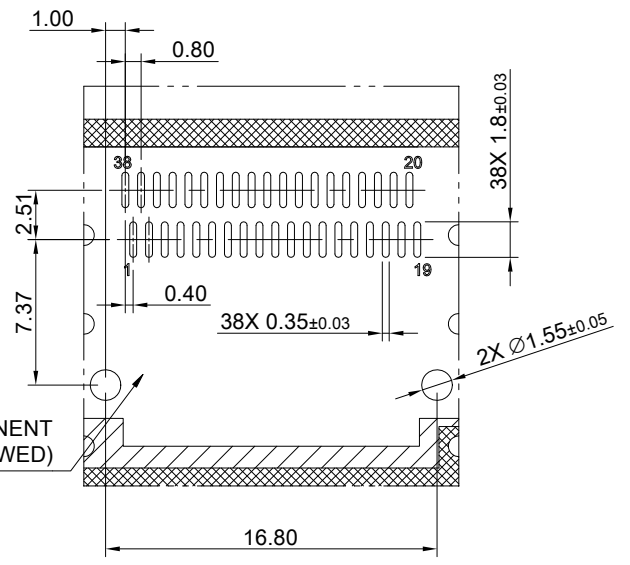


CROSS HATCHED AREA DENOTES WHERE SURFACE TRACES ARE PERMITTED

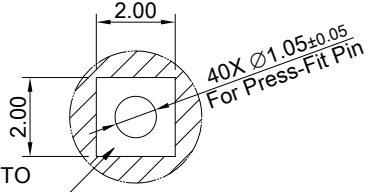
AREA DENOTES COMPONENT KEEP-OUT (TRACES ALLOWED)

CROSS HATCHED AREA DENOTES EMI GROUNDING PAD (MUST BE CONNECTED TO CHASSIS GROUND)

HATCHED AREA DENOTES COMPONENT AND TRACE KEEP-OUT (EXCEPT CHASSIS GROUND)



DETAIL D SCALE 2:1



DETAIL E SCALE 4:1

PCB LAYOUT FOR BELLY TO BELLY CONFIGURATION
TOLERANCE: ±0.05
MINIMUM PCB THICKNESS OF 4.5 MM

THIS PRINT IS
PRELIMINARY
UNQUALIFIED PRODUCT
CONTACT PRODUCT ENGINEERING
BEFORE USING THIS PRINT

		TITLE: QSFP56 1X3 Cage Assembly w/ Light Pipe & Heat Sink	
		DWG#: R-OR-DZQ3-4CGEH-MK	
UNIT: mm	SCALE: A4 5:4	FINISH:	SHEET: 4/4
TOLERANCE: Angle: ± 1° X.± 0.15 .X± 0.10 .XX± 0.05		MATERIAL: RoHS Compliant	REV. REF
THIRD ANGLE PROJECTION		DRAWN: Pohsiung	CHECKED:
		DATE: 3/14/2024	APPROVED: