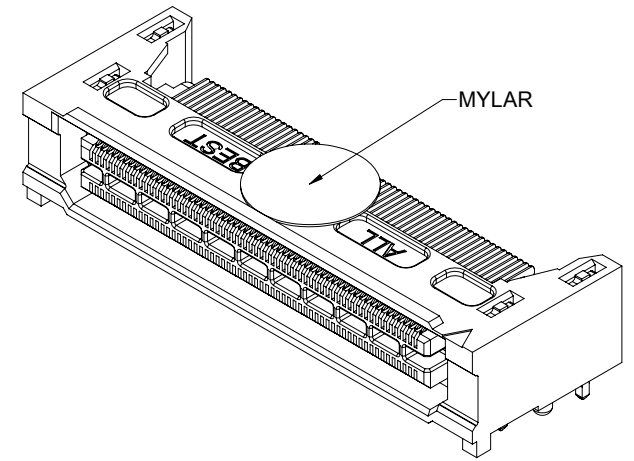
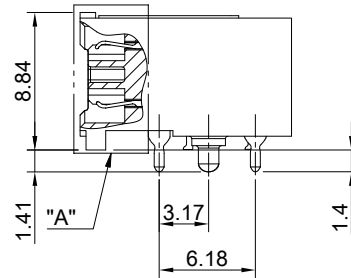
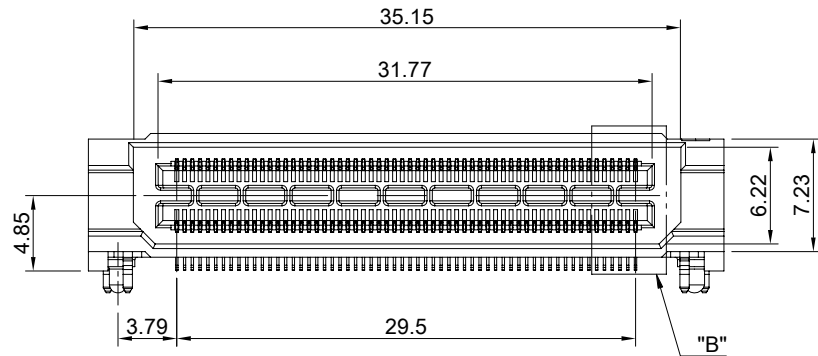


DETAIL A  
SCALE 2:1

DETAIL B  
SCALE 2:1

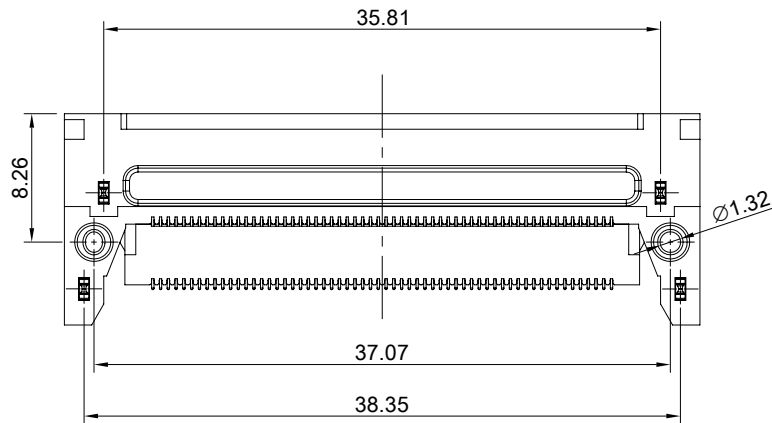


MATERIAL  
CONTACTS: COPPER ALLOY  
INSULATOR: LCP THERMOPLASTIC 94V-0

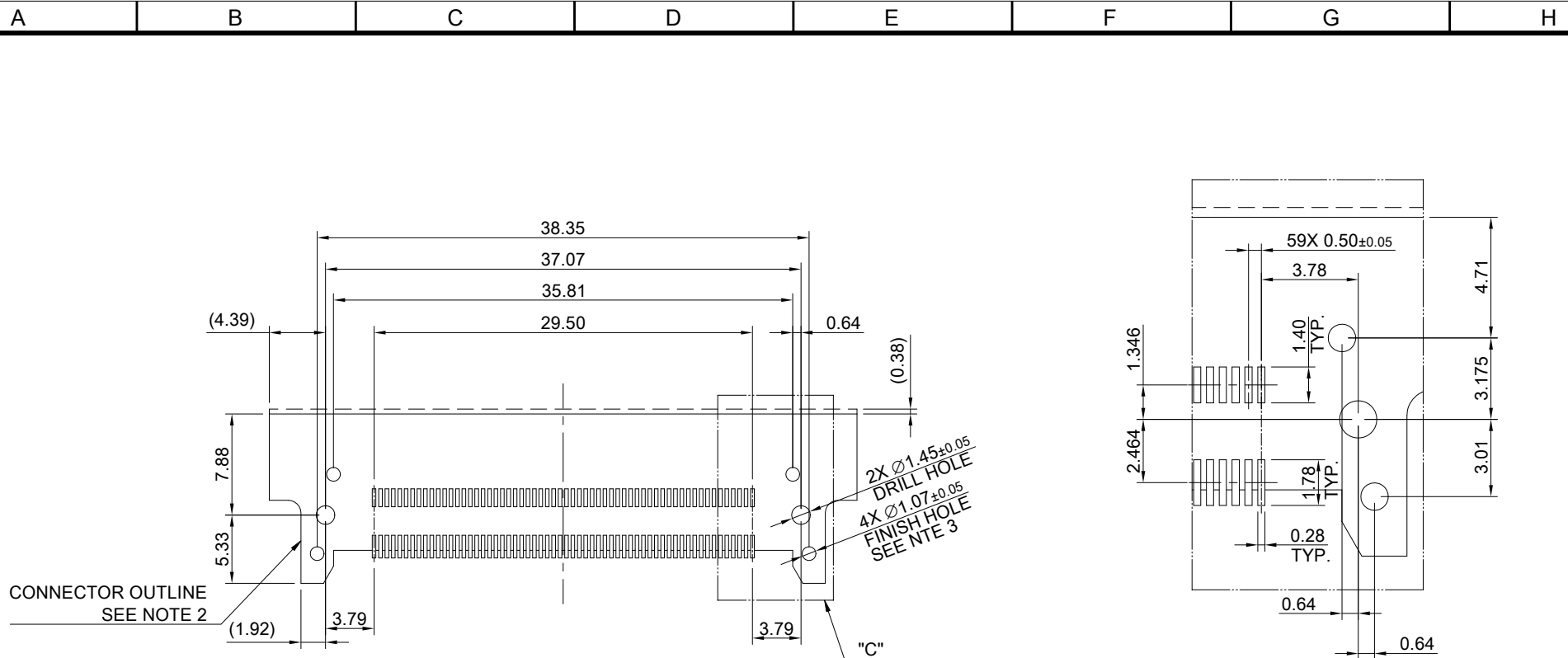
FINISH  
CONTACTS: 5µ" MIN. GOLD ON MATING END;  
100µ" MIN. MATTE TIN ON SOLDER FOOT AREA  
ALL UNDERPLATED NICKEL

ELECTRICAL CHARACTERISTICS  
CONTACT CURRENT RATING: 2 AMPERE  
VOLTAGE RATING: 275VAC  
MAX CYCLES: 100

ENVIRONMENT  
OPERATION TEMPERATURE: -55°C TO 125°C  
SMT TEMPERATURE: 260°C



	TITLE: 0.50mm 120Pin Double Row Right Angle Socket Strip (Gen.4)			SHEET: 1/2		REV. A	
	DWG#: R-BF-05120-9AX1			CHECKED: Gary Kang		APPROVED: George Yang	
	UNIT: mm	SCALE: A4 2:1	FINISH:	MATERIAL: RoHS Compliant		DATE: 10/29/2020	
	TOLERANCE: Angle: ± 1° X: ± 0.25 .X: ± 0.20 .XX: ± 0.15		THIRD ANGLE PROJECTION	DRAWN: Tony			



TOLERANCE: ±0.05

DETAIL C  
SCALE 2:1

- NOTE
1. ALL DIMENSIONS ARE SYMMETRIC ABOUT THE CENTERLINE.
  2. CONNECTOR OUTLINE. OTHER COMPONENTS PLACED ON PCB, SHALL AVOID THIS AREA.
  3. TO BE SOLDERED USING PASTE IN HOLE TECHNOLOGY.FLOW SOLDER.
  4. NOT RECOMMENDED FOR INVERTED REFLOW SOLDER.

<p><b>ALL BEST</b> ALL BEST ELECTRONICS CO., LTD.</p>		TITLE: 0.50mm 120Pin Double Row Right Angle Socket Strip (Gen.4)	
		DWG#: R-BF-05120-9AX1	SHEET: 2/2 REV. A
UNIT: mm	SCALE: A4 2:1	FINISH:	CHECKED: Gary Kang
THIRD ANGLE PROJECTION		MATERIAL: RoHS Compliant	APPROVED: George Yang
TOLERANCE: X.± 0.15 .X± 0.10 .XX± 0.05		ANGLE: ± 1°	DATE: 10/29/2020
		DRAWN: Tony	