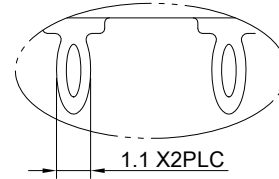
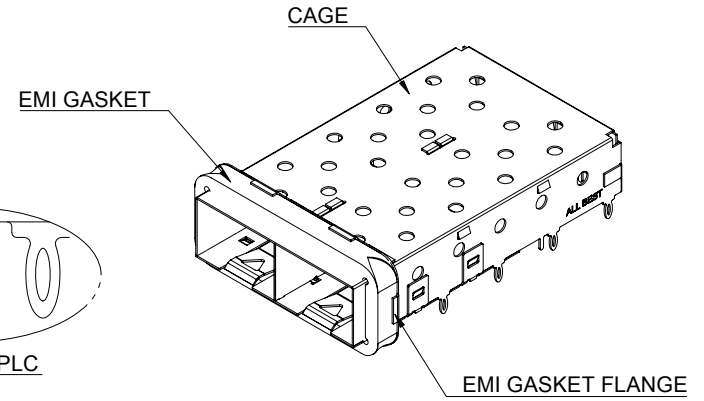


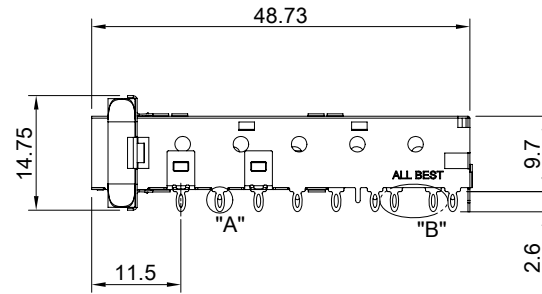
DETAIL A
SCALE 4:1



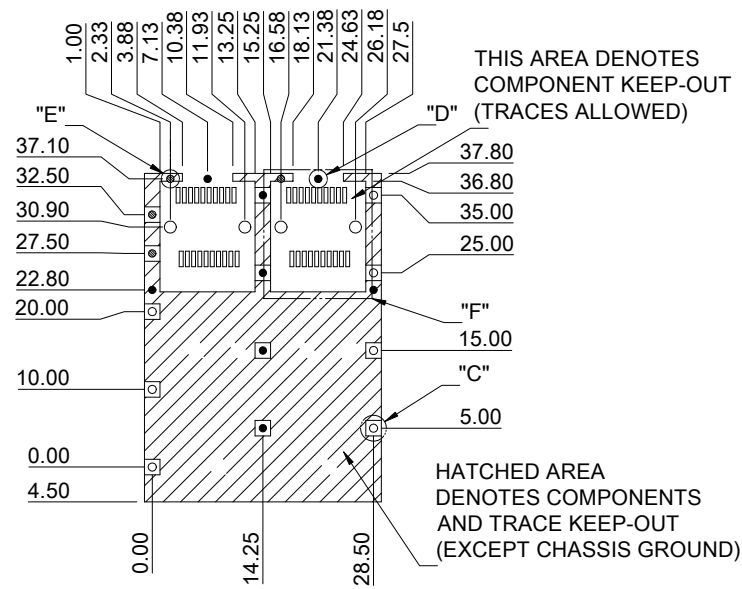
DETAIL B
SCALE 4:1



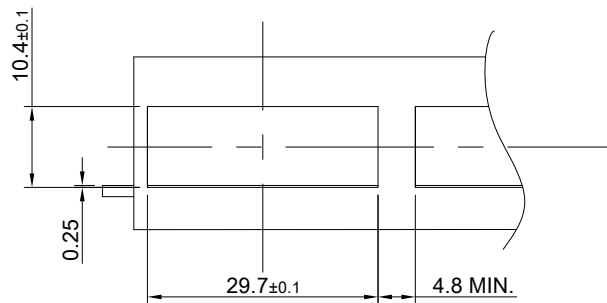
MATERIAL
 CAGE: NICKEL SILVER
 EMI GASKET FLANGE: NICKEL SILVER
 EMI GASKET: CONDUCTIVE ELASTOMER



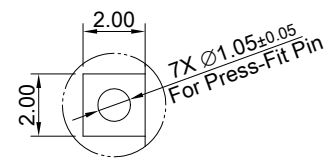
| | | | | | | | |
|--|--|---------------|------------------------|--------------------------|--|-----------------------|--|
| | TITLE: SFP+ EMI Shielded 1X2 Cage Assembly W/ Elastic Gasket W/O Retention Fit | | | SHEET: 1/2 | | REV. C | |
| | DWG#: R-SH-008040-6-F-09 | | | CHECKED: Gary Kang | | APPROVED: George Yang | |
| | UNIT: mm | SCALE: A4 1:1 | FINISH: | MATERIAL: RoHS Compliant | | DATE: 08/05/2020 | |
| | TOLERANCE: X± 0.25 .X± 0.20 .XX± 0.15 | | THIRD ANGLE PROJECTION | DRAWN: Jun | | | |



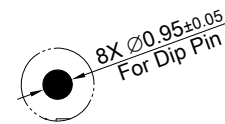
RECOMMENDED PCB LAYOUT
TOLERANCE: ± 0.05



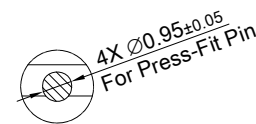
RECOMMENDED BEZEL CUT-OUT



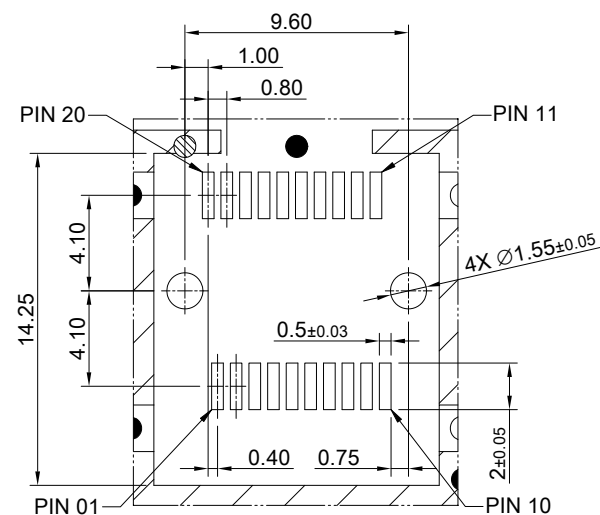
DETAIL C
SCALE 4:1



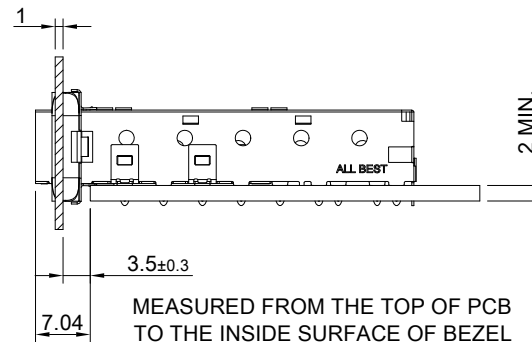
DETAIL D
SCALE 4:1



DETAIL E
SCALE 4:1



DETAIL F
SCALE 3:1



MEASURED FROM THE TOP OF PCB
TO THE INSIDE SURFACE OF BEZEL

| | | | | | |
|--|--|---------------|------------------------|--------------------------|-----------------------|
| | TITLE: SFP+ EMI Shielded 1X2 Cage Assembly W/ Elastic Gasket W/O Retention Fit | | SHEET: 2/2 | | REV. C |
| | DWG#: R-SH-008040-6-F-09 | | CHECKED: Gary Kang | | APPROVED: George Yang |
| | UNIT: mm | SCALE: A4 1:1 | FINISH: | MATERIAL: RoHS Compliant | |
| | TOLERANCE: X±0.15 .X±0.10 .XX±0.05 | | THIRD ANGLE PROJECTION | DRAWN: Jun | DATE: 08/05/2020 |