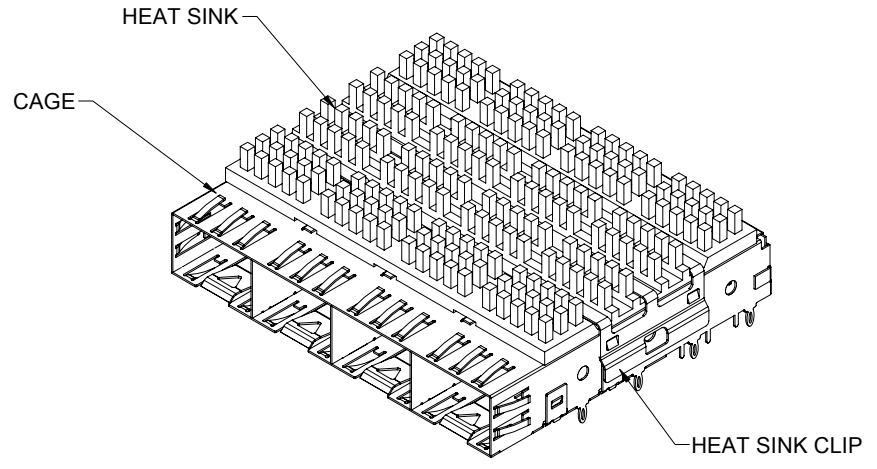
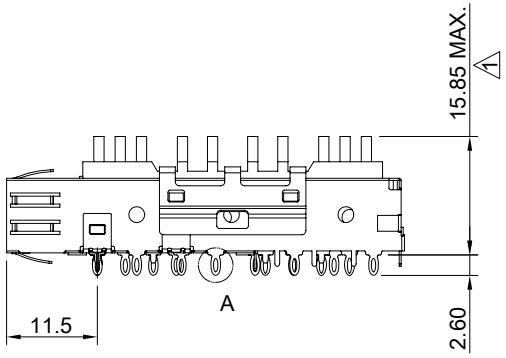


DETAIL A
SCALE 2:1



MATERIAL
 CAGE: NICKEL SILVER
 HEAT SINK: ALUMINUM
 HEAT SINK CLIP: STAINLESS STEEL

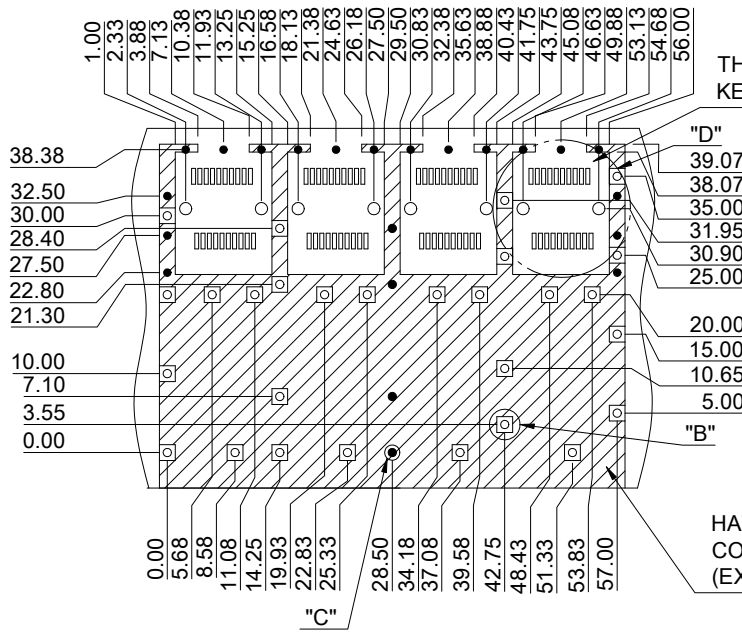
FINISH
 HEAT SINK: ANODE PROCESS

NOTE
 \triangle DIMENSION APPLIES WITH MODULE INSERTED IN CAGE



TITLE: SFP+ 1X4 Cage Assembly w/ SAN Heat Sink				
DWG#: R-SH-008080-6-K-02			SHEET: 1/2	REV. B
UNIT: mm	SCALE: A4 1:1	FINISH:		CHECKED: Gary Kang
TOLERANCE: Angle: ± 1° X ± 0.25 .X ± 0.20 .XX ± 0.15		MATERIAL: RoHS Compliant		APPROVED: George Yang
DRAWN: Jun			DATE: 08/19/2019	

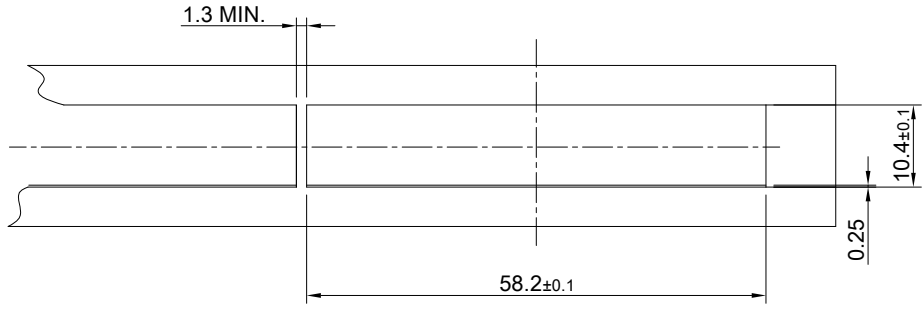
A B C D E F G H



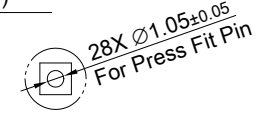
THIS AREA DENOTES COMPONENT KEEP-OUT (TRACES ALLOWED)

HATCHED AREA DENOTES COMPONENTS AND TRACE KEEP-OUT (EXCEPT CHASSIS GROUND)

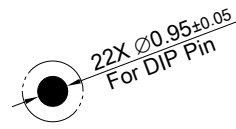
RECOMMENDED PCB LAYOUT
TOLERANCE: ±0.05



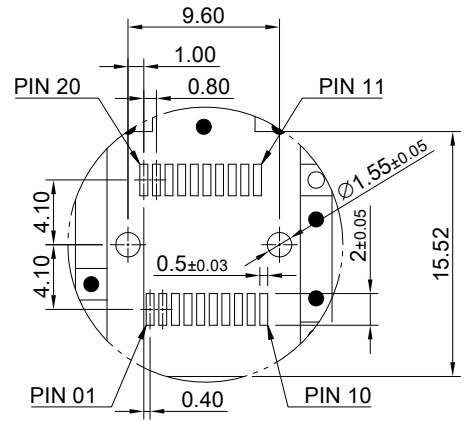
RECOMMENDED BEZEL CUT-OUT



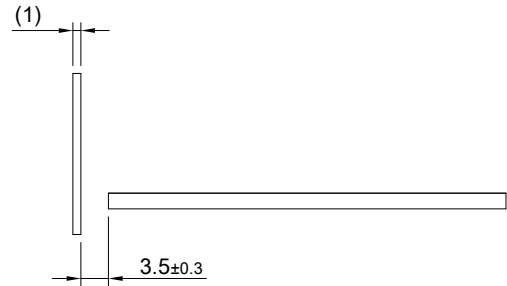
DETAIL B
SCALE 2:1



DETAIL C
SCALE 4:1



DETAIL D
SCALE 2:1



TITLE: SFP+ 1X4 Cage Assembly w/ SAN Heat Sink			
DWG#: R-SH-008080-6-K-02		SHEET: 2/2	REV. B
UNIT: mm	SCALE: A4 1:1	CHECKED: Gary Kang	
THIRD ANGLE PROJECTION		APPROVED: George Yang	
TOLERANCE: Angle: ± 1°		DATE: 08/19/2019	
X ± 0.15 .X ± 0.10 .XX ± 0.05		DRAWN: Jun	
MATERIAL: RoHS Compliant			

A B C D E F G H