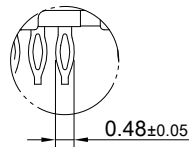
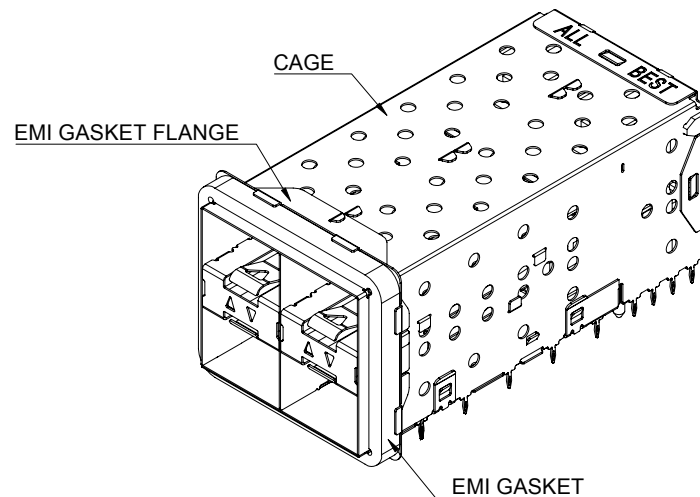


DETAIL A  
SCALE 5:1



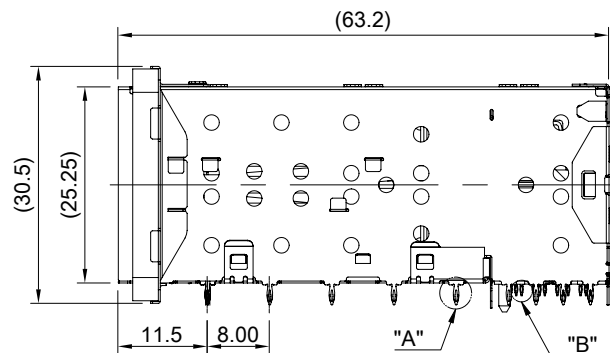
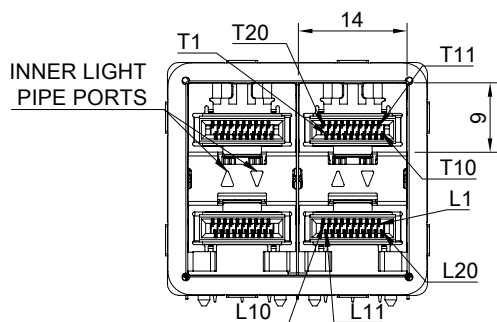
DETAIL B  
SCALE 5:1



**MATERIAL**  
 CAGE: NICKEL SILVER  
 CONNECTOR HOUSING: THERMOPLASTIC, UL 94V-0  
 CONNECTOR HOUSING SHIELD: STAINLESS STEEL  
 INSULATOR COLOR: DEEP GRAY  
 CONTACTS: COPPER ALLOY  
 EMI ELASTIC GASKET: CONDUCTIVE ELASTOMER  
 EMI GASKET FLANGE: NICKEL SILVER  
 LIGHT PIPE: PC (CLEAR)

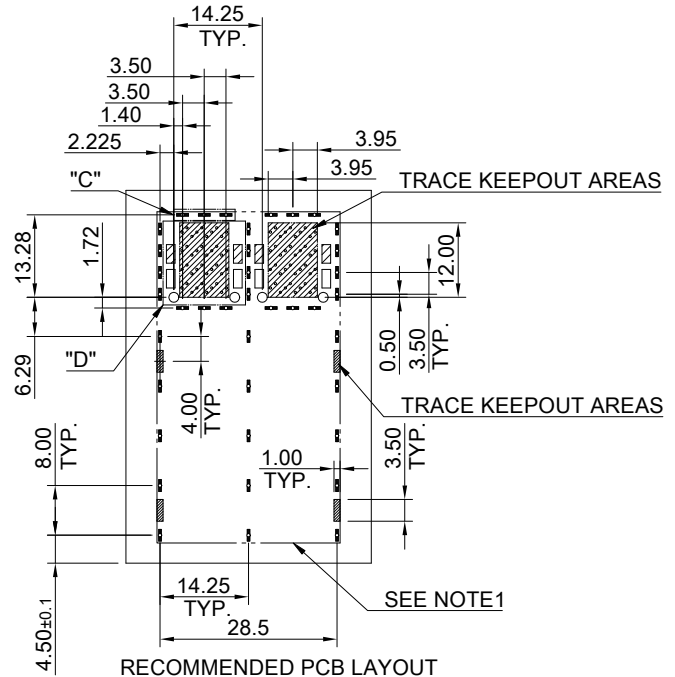
**FINISH**  
 CONTACT: 15µ" MIN. GOLD ON MATING END;  
 30µ" MIN. MATTE TIN ON TERMINATION END;  
 ALL UNDERPLATED 50µ" MIN. NICKEL

**ELECTRICAL CHARACTERISTICS**  
 CONTACT CURRENT RATING: 0.5 AMPERE  
 DIELECTRIC WITHSTANDING VOLTAGE: 300 VAC  
 VOLTAGE RATING: 30 VAC  
 CONTACT RESISTANCE: 80 mΩ MAX.

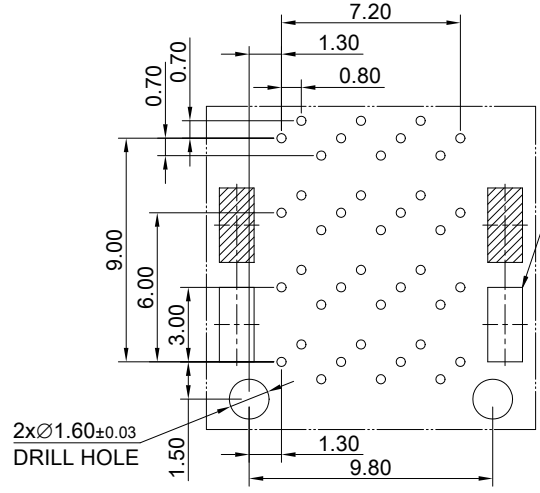


THIS PRINT IS  
**PRELIMINARY**  
 UNQUALIFIED PRODUCT  
 CONTACT PRODUCT ENGINEERING  
 BEFORE USING THIS PRINT

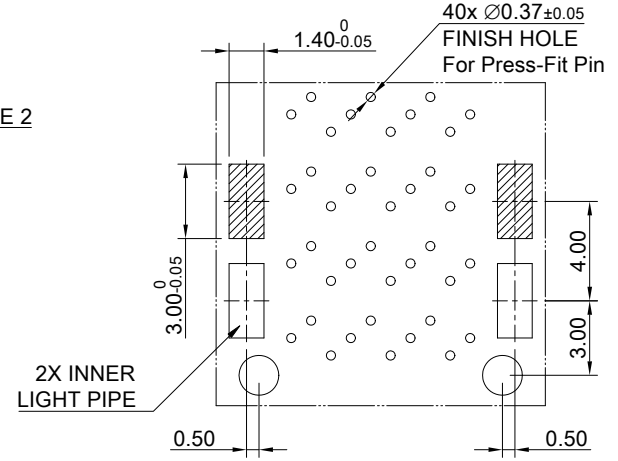
TITLE: Stacked SFP56 2X2 ASS'Y w/ Light Pipe			
DWG#: R-OP-0562X2-P-F-N3-00-IN		SHEET: 1/2	REV. REF
UNIT: mm	SCALE: A4 1:1	CHECKED:	
THIRD ANGLE PROJECTION		APPROVED:	
TOLERANCE: Angle: ± 1°		DATE: 03/26/2024	
X.± 0.25 .X± 0.20 .XX± 0.15		DRAWN: Tony	



RECOMMENDED PCB LAYOUT  
TOLERANCE: ±0.05  
MINIMUM PCB THICKNESS OF 2MM

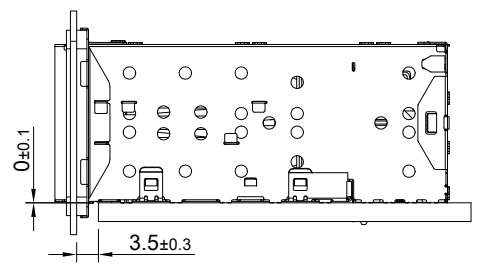
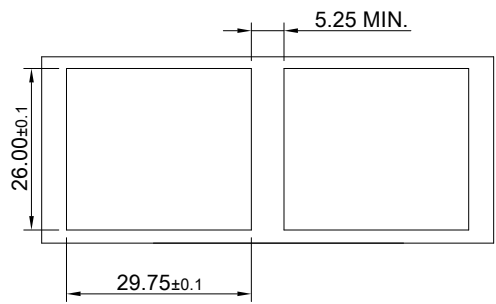


DETAIL D-1  
SCALE 4:1

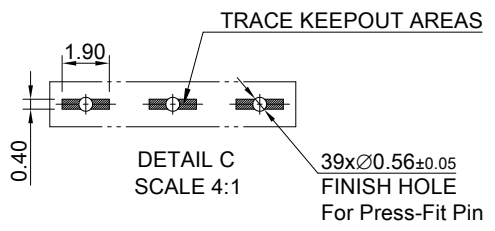


DETAIL D-2  
SCALE 4:1

- NOTE :
- 1.)THE ENTIRE AREA OF THE CONNECTOR FOOTPRINT, INDICATED BY THE DASHED LINE, TO BE CONSIDERED THE KEEPOUT AREA FOR COMPONENTS AND SIGNAL TRACES, TOP SIDE ONLY, TOP SIDE TRACES ALLOWED WITHIN CONNECTOR HOLE PATTERN.
  - 2.)LIGHT PIPE PAD LAYOUT IS FOR 0805 LOW PROFILE LED PACKAGE WITH A HEIGHT OF 0.8mm



- T19 ○ T16 ○ T13 ○
- T20 ○ T17 ○ T14 ○ T11 ○
- T18 ○ T15 ○ T12 ○
  
- T2 ○ T5 ○ T8 ○
- T1 ○ T4 ○ T7 ○ T10 ○
- T3 ○ T6 ○ T9 ○
  
- L9 ○ L6 ○ L3 ○
- L10 ○ L7 ○ L4 ○ L1 ○
- L8 ○ L5 ○ L2 ○
  
- L12 ○ L15 ○ L18 ○
- L11 ○ L14 ○ L17 ○ L20 ○
- L13 ○ L16 ○ L19 ○



DETAIL C  
SCALE 4:1

THIS PRINT IS  
PRELIMINARY  
UNQUALIFIED PRODUCT  
CONTACT PRODUCT ENGINEERING  
BEFORE USING THIS PRINT



TITLE: Stacked SFP56 2X2 ASS'Y w/ Light Pipe			
DWG#: R-OP-0562X2-P-F-N3-00-IN		SHEET: 2/2	REV. REF
UNIT: mm	SCALE: A4 4:5	FINISH:	CHECKED:
THIRD ANGLE PROJECTION		MATERIAL: RoHS Compliant	APPROVED:
TOLERANCE: Angle: ± 1° X ± 0.15 .X ± 0.10 .XX ± 0.05		DRAWN: Tony	DATE: 03/26/2024