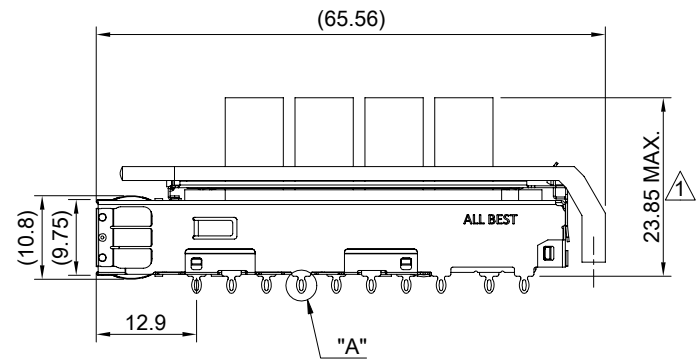
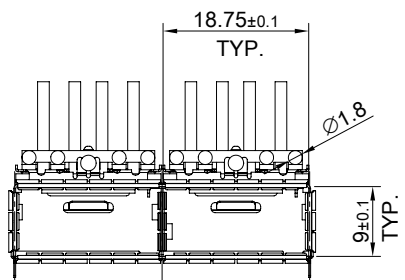
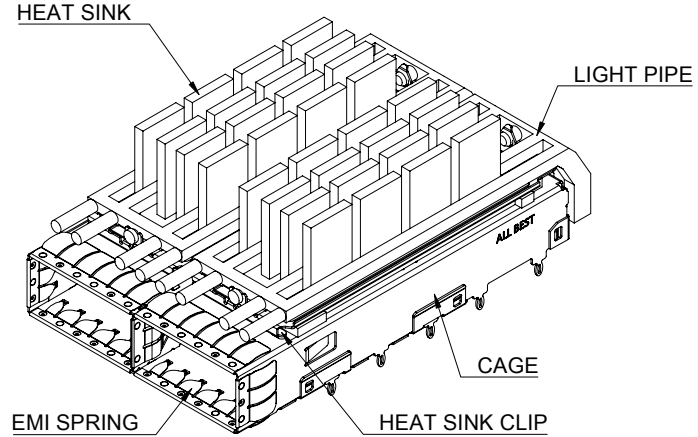


DETAIL A
SCALE 4:1



MATERIAL
 CAGE: NICKEL SILVER
 EMI SPRING: STAINLESS STEEL
 HEAT SINK: ALUMINUM
 HEAT SINK CLIP: STAINLESS STEEL
 LIGHT PIPE: PC

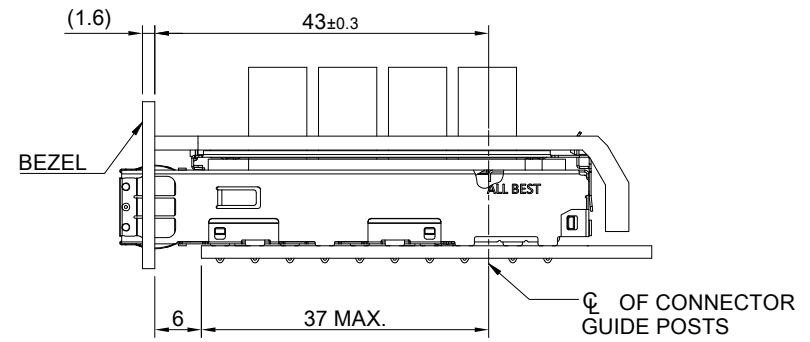
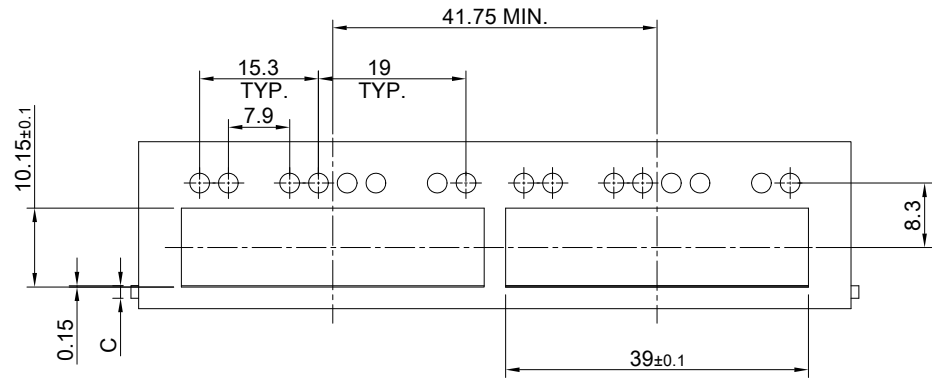
FINISH
 HEAT SINK: ANODE PROCESS

NOTE
 ▲ DIMENSION APPLIES WITH MODULE INSERTED IN CAGE

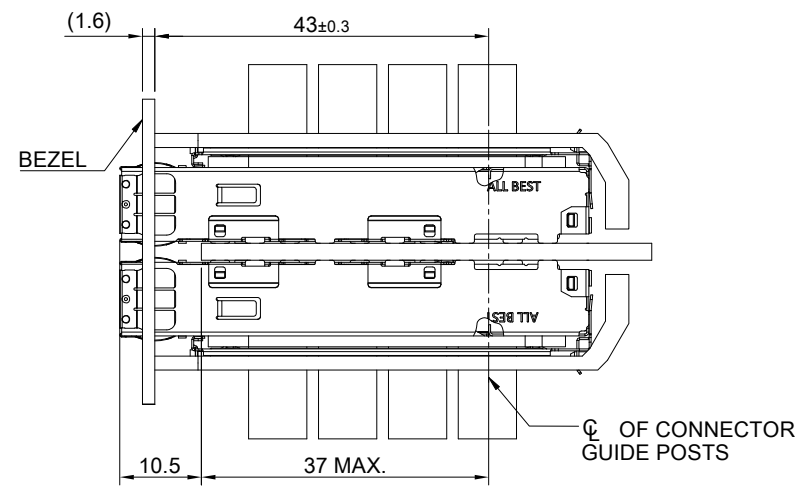
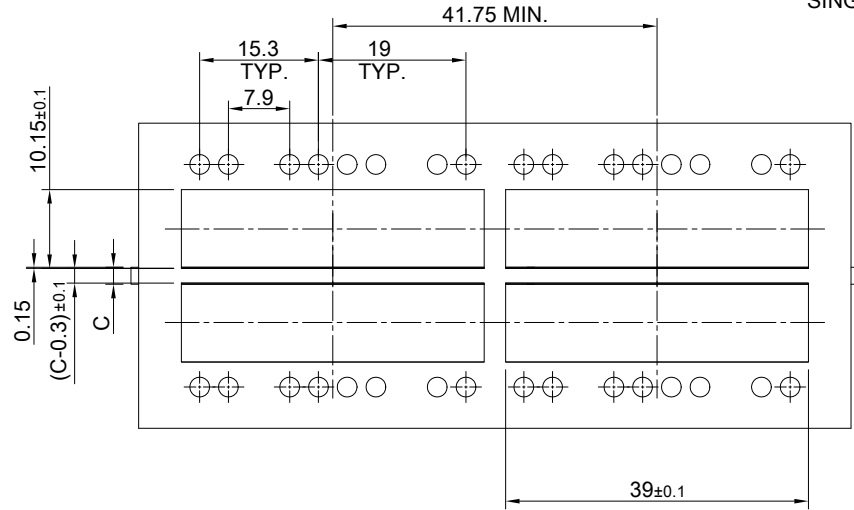
THIS PRINT IS
PRELIMINARY
 UNQUALIFIED PRODUCT
 CONTACT PRODUCT ENGINEERING
 BEFORE USING THIS PRINT



TITLE: QSFP28 1X2 Cage Assembly w/ NET Heat Sink & Light Pipe			
DWG#: R-OR-ZQ2-4CMEE-MK		SHEET: 1/4	REV. REF
UNIT: mm	SCALE: A4 1:1	CHECKED:	
TOLERANCE: Angle: ± 1° X ± 0.25 .X ± 0.20 .XX ± 0.15		MATERIAL: RoHS Compliant	APPROVED:
THIRD ANGLE PROJECTION		DRAWN: Gary	DATE: 03/25/2024



SINGLE-SIDE CONFIGURATION



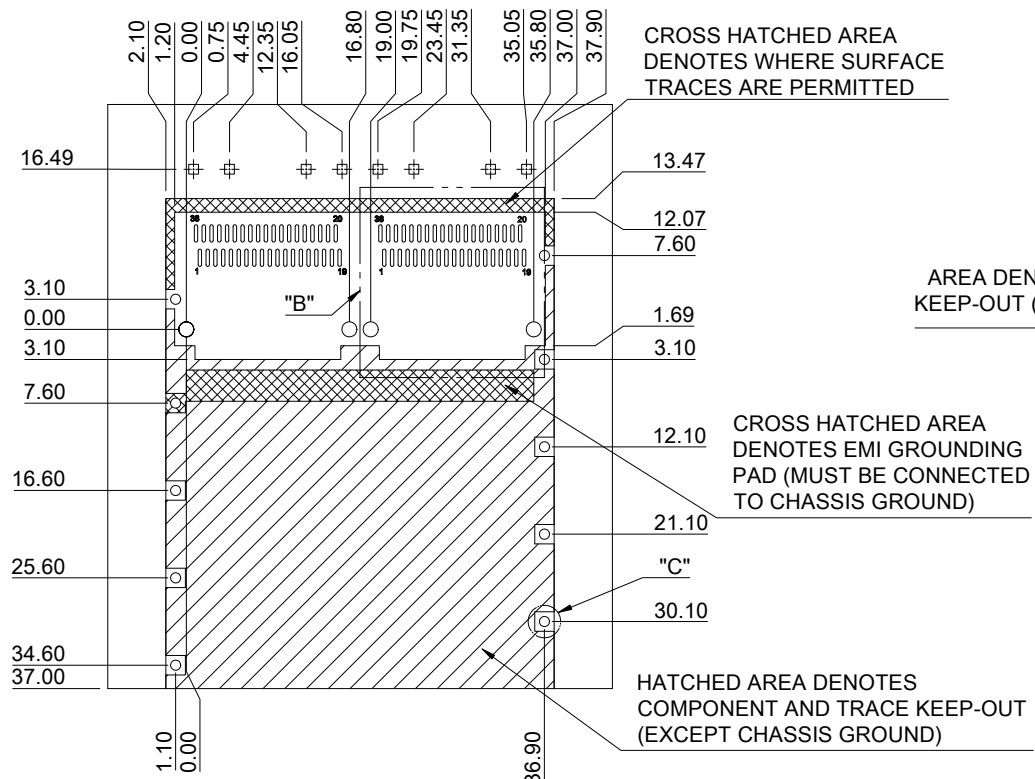
BELLY TO BELLY CONFIGURATION

C = THICKNESS OF PC BOARD
 SINGLE-SIDE = 1.6MM (MIN.)
 BELLY TO BELLY = 2.2MM (MIN.)

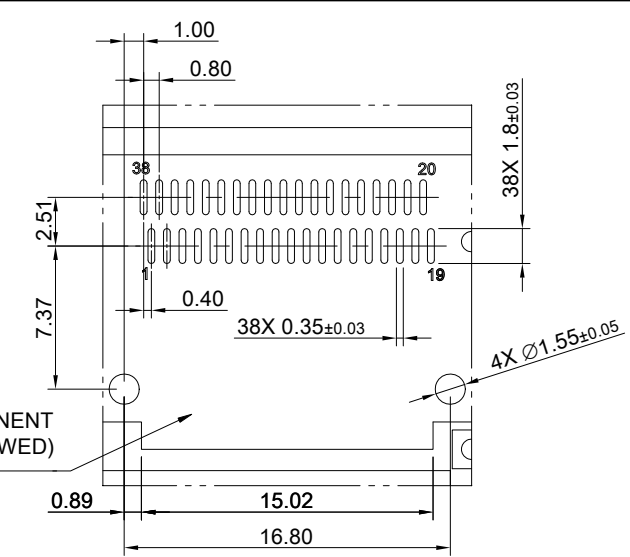
THIS PRINT IS
PRELIMINARY
 UNQUALIFIED PRODUCT
 CONTACT PRODUCT ENGINEERING
 BEFORE USING THIS PRINT



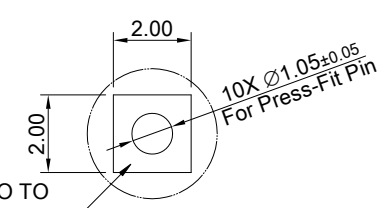
TITLE: QSFP28 1X2 Cage Assembly w/ NET Heat Sink & Light Pipe			
DWG#: R-OR-ZQ2-4CMEE-MK		SHEET: 2/4	REV. REF
UNIT: mm	SCALE: A4 1:1	CHECKED:	
TOLERANCE: Angle: ± 1° X ± 0.15 .X ± 0.10 .XX ± 0.05		MATERIAL: RoHS Compliant	APPROVED:
THIRD ANGLE PROJECTION		DRAWN: Gary	DATE: 03/25/2024



PCB LAYOUT FOR SINGLE-SIDE CONFIGURATION
 TOLERANCE: ± 0.05
 MINIMUM PCB THICKNESS OF 1.6 MM



DETAIL B
SCALE 2:1

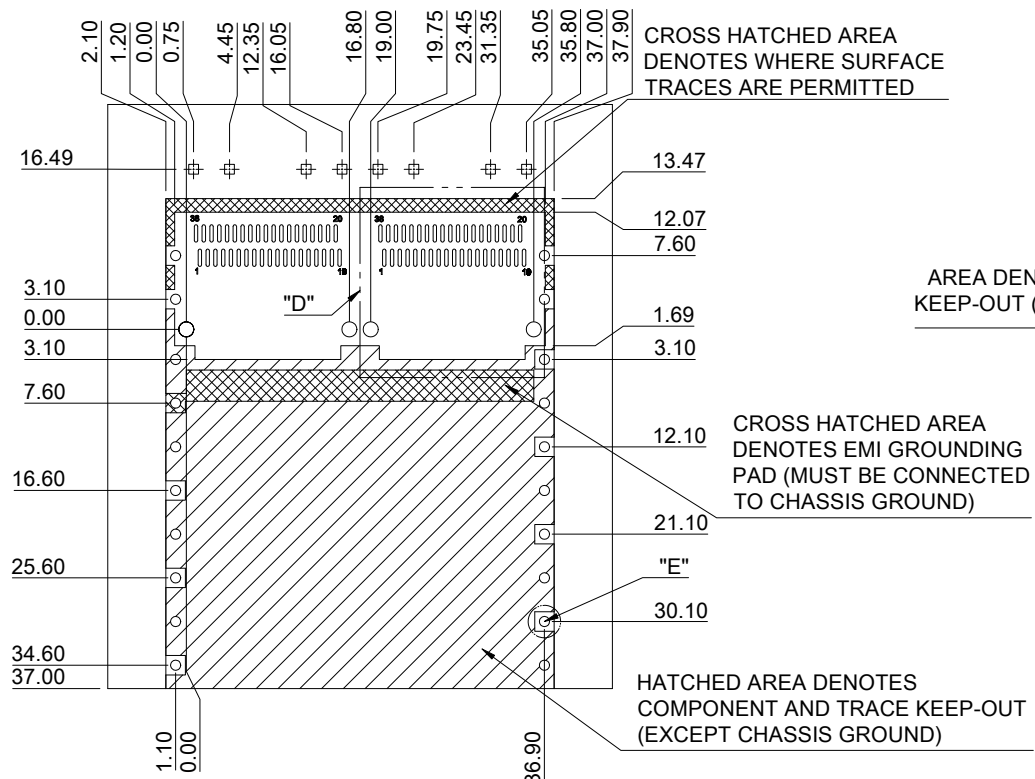


DETAIL C
SCALE 4:1

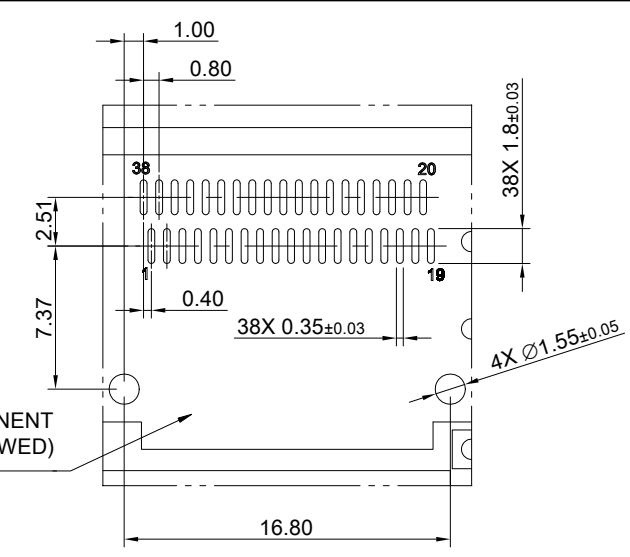
PADS AND VIAS GO TO CHASSIS GROUND

THIS PRINT IS
PRELIMINARY
 UNQUALIFIED PRODUCT
 CONTACT PRODUCT ENGINEERING
 BEFORE USING THIS PRINT

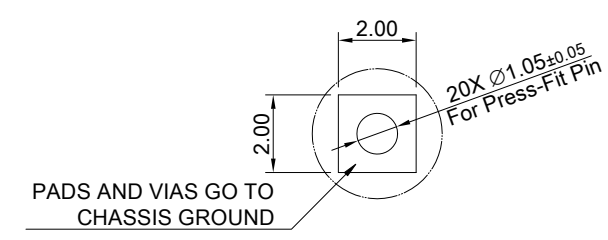
	TITLE: QSFP28 1X2 Cage Assembly w/ NET Heat Sink & Light Pipe		
	DWG#: R-OR-ZQ2-4CMEE-MK		SHEET: 3/4
UNIT: mm	SCALE: A4 5:4	FINISH:	CHECKED:
	THIRD ANGLE PROJECTION	MATERIAL: RoHS Compliant	APPROVED:
TOLERANCE: Angle: $\pm 1^\circ$ X: ± 0.15 .X: ± 0.10 .XX: ± 0.05		DRAWN: Gary	DATE: 03/25/2024



PCB LAYOUT FOR BELLY TO BELLY CONFIGURATION
 TOLERANCE: ± 0.05
 MINIMUM PCB THICKNESS OF 2.2 MM



DETAIL D
SCALE 2:1



DETAIL E
SCALE 4:1

AREA DENOTES COMPONENT
KEEP-OUT (TRACES ALLOWED)

PADS AND VIAS GO TO
CHASSIS GROUND

THIS PRINT IS
PRELIMINARY
 UNQUALIFIED PRODUCT
 CONTACT PRODUCT ENGINEERING
 BEFORE USING THIS PRINT

	TITLE: QSFP28 1X2 Cage Assembly w/ NET Heat Sink & Light Pipe		
	DWG#: R-OR-ZQ2-4CMEE-MK		SHEET: 4/4
UNIT: mm	SCALE: A4 5:4	FINISH:	CHECKED:
THIRD ANGLE PROJECTION	TOLERANCE: Angle: $\pm 1^\circ$ $X \pm 0.15 .X \pm 0.10 .XX \pm 0.05$	MATERIAL: RoHS Compliant	APPROVED:
		DRAWN: Gary	DATE: 03/25/2024